

The background of the slide is the Arizona state flag, which features a large five-pointed star in the center. The star is brown and is set against a red field. The field is divided into two horizontal bands: a yellow band on top and a blue band on the bottom. The star is positioned in the center of the yellow band, with its points extending into the red field. The blue band is at the bottom of the flag.

Anger in Arizona

What's Driving the Immigration Controversy?

Dana Goldense
Cornell University
November 10, 2010

Arizona Senate Bill 1070

- Signed into law in April 2010
- Requires police “when practicable” to detain anyone suspected of being in the country illegally
 - It is now a misdemeanor to not carry immigration papers
- Identity and immigration status of those detainees must then be verified with the federal government

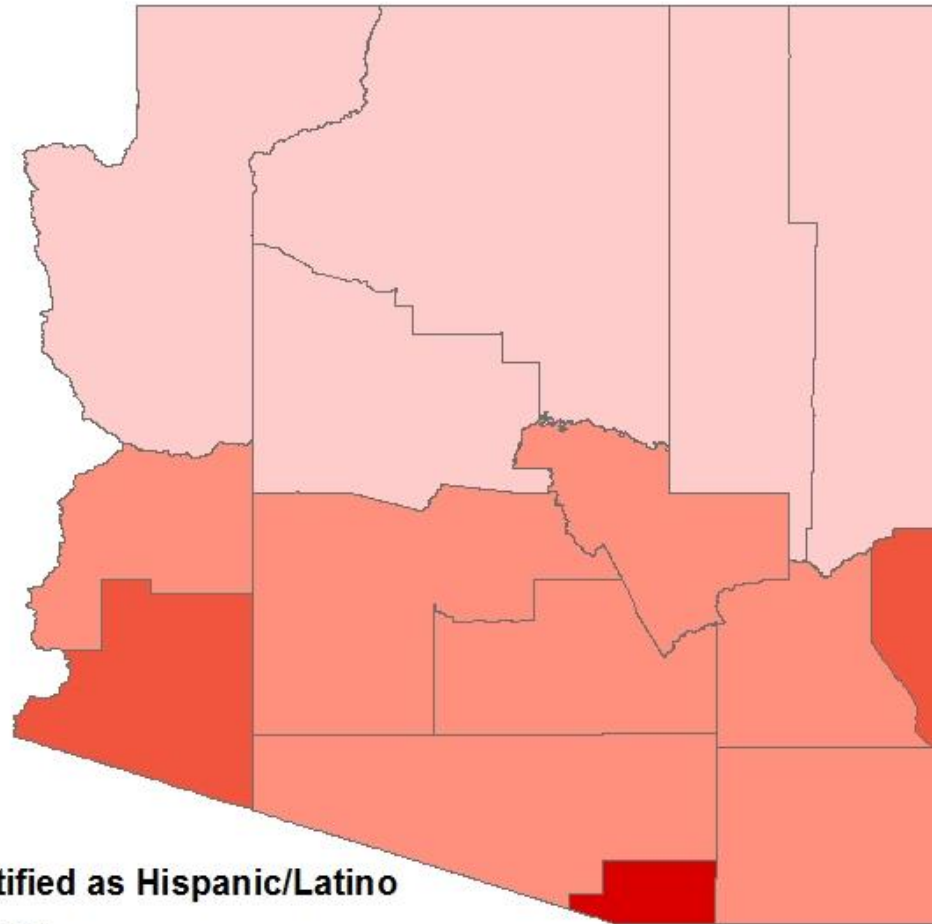
Why was this necessary?

- Supporters feel the federal government has not done enough to stop illegal immigration – this is a way to enforce state/federal borders
- Some people argue that immigrants, both legal and illegal: lower wages, strain the school system and over utilize free medical care ie Emergency Department visits and Medicaid
- Preventable hospitalizations are one way to look at Emergency Dept usage resulting from overall poor health

Arizona: Quick Facts

- 2009 population estimate from US Census bureau: 6,595,778 people
- Population growth rate since 2000: 28.6%
- US population growth rate since 2000: 9.1%
- Persons in Arizona reporting Hispanic or Latino origin: 30.8%
- Persons in the US reporting Hispanic or Latino origin: 15.8%

Hispanic Densities by County, 2009

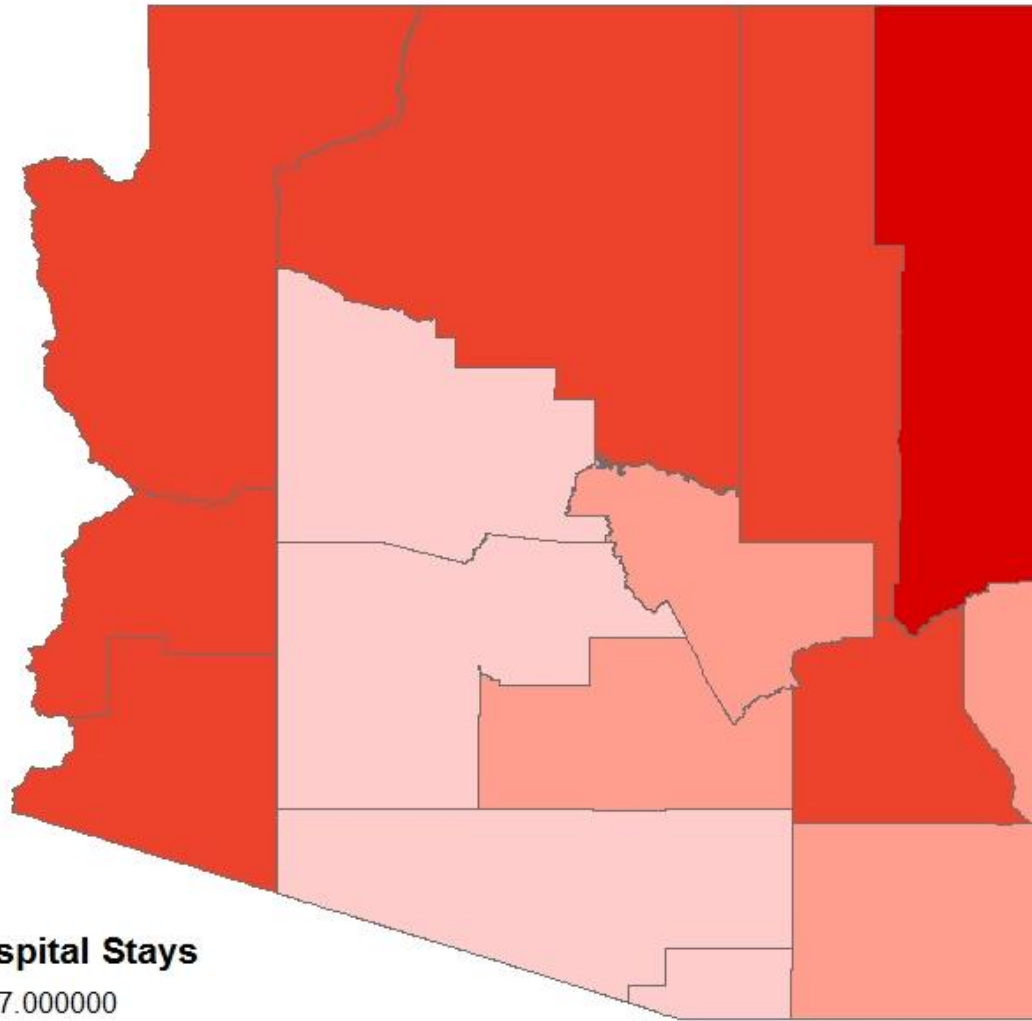


Percent of Population Identified as Hispanic/Latino

- 0 - 15%
- 16 - 40%
- 41 - 60%
- 61 - 87%

Population data from
<http://www.geographicresearch.com/simplymap>

Preventable Hospital Stays by County, 2005-2006



Legend

Preventable Hospital Stays

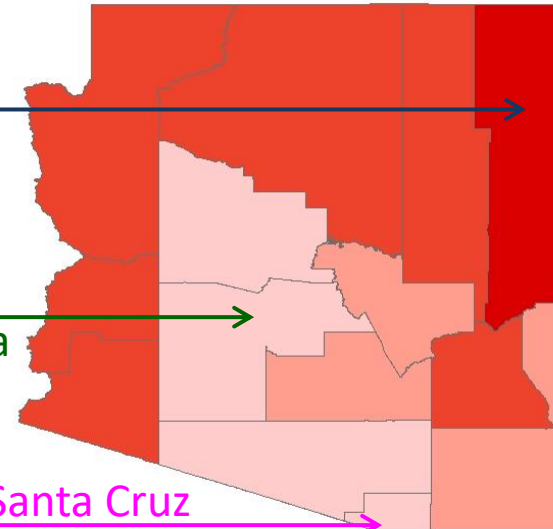
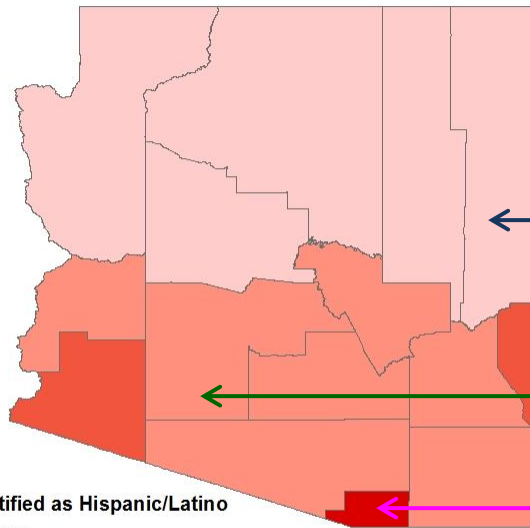


Preventable hospital stays data from
<http://www.countyhealthrankings.org/>

Comparison

Hispanic Densities by County, 2009

Preventable Hospital Stays by County, 2005-2006



Apache

Maricopa

Santa Cruz

Percent of Population Identified as Hispanic/Latino



Legend

Preventable Hospital Stays



Results of Comparison

- Counties with high proportion of Hispanics tended to have fewer preventable hospital stays
- **Apache County**, with few Hispanics, has significantly more preventable hospital stays than any other county
- **Maricopa County** is moderate to low in both Hispanic concentration and preventable hospital stays
- **Santa Cruz**, with highest Hispanicity, has few preventable hospitals stays

Final Thoughts:

- This is just a snapshot of Arizona's population and its hospitalization records – not a part of any further study
- Not immigrants are Hispanic, and not all Hispanics are immigrants – legal or illegal
- This does not control for those factors nor does it control for the availability of ambulatory care, the quality of that care, and other competing factors

Many Thanks to...

- Professor Julie Carmalt of PAM for her guidance and enthusiasm
- Keith Jenkins for his GIS expertise
- Professor Maria Christina Garcia of American Studies and Professor Nick Salvatore of ILR for sparking my interest in immigration issues